



PERISTALTIC CASED DRIVE AND HOSE PUMPS OVERVIEW

"Simply Reliable"



BETTER PERISTALTIC AND HOSE PUMP SOLUTIONS



Albin Pump is the expert in delivering peristaltic pumps that have been engineered with decades of industry experience to provide the performance, design simplicity and reliability our customers demand to achieve low total cost of ownership.

Founded in 1928, Albin Pump is a leading manufacturer of peristaltic pumps, and is a business of Ingersoll Rand® which includes premium brands such as Milton Roy, LMI, Seepex and ARO.

MARKETS AND APPLICATIONS



Water/Wastewater

Chem-Feed: Sodium Hypochlorite, Polymers, Peracetic Acid, Caustic/Sodium Hydroxide, Polyaluminum Chloride, Fluoride, pH and Odor Control, Ferric Chloride, Citric Acid, Lime slurry, powdered activated carbon slurry

Sludge: Belt Filter Press-Centrifuge-Plate & Frame Press & GBT Feed, WAS, RAS, Hi-Grit Primary Sludge, Septage, DAF



Mining/Quarries — Thickener underflow, reagent feed, sludge, viscous fluids, mud, clay, fluids with high solid content, concrete, lead sulfate, pyrite, SABX, cyanide, various acids. Replace slurry rubber lined (SRL) centrifugal pumps & experience significant savings on water usage while improving total cost of ownership



Chemical — Corrosive acids and bases, latex, alcohol, soap, shampoo, cleaning agents, non aromatic solvents, chemical dosing, paint, acrylics, pigments, ink, wall coating, mulch colorants, roofing tile pigments, water well grout



Food and Beverage — Yeast, diatomaceous earth, egg white and yolk, fats, olive oil, wine, water and salt mixtures, flavorings, bakery dough/batter, cream, molasses, liquid sugar, liquid protein, syrups



General and Other Industries — Kaolin, sludges, manure, fertilizer, ceramic glaze, mold filling, titanium dioxide, building fibrous mortar, plaster, various cements, oil & gas-hydrocarbon gas sampling



PUMP FEATURES

- ✓ ONE wearing part - the hose
- ✓ Fully self-priming
- ✓ Damage-free continuous dry running
- ✓ No mechanical seal or packing gland
- ✓ Suitable for abrasive, corrosive and viscous fluids
- ✓ Easy installation, operation and maintenance
- ✓ Reversible flow
- ✓ Low sound level
- ✓ Perfect volumetric flow
- ✓ Accurate and repeatable dosing and metering
- ✓ Long life and greater reliability
- ✓ Stainless steel screws



PUMP BENEFITS

- ✓ Lower total cost of ownership
- ✓ High quality with a longer hose life
- ✓ Faster and easier maintenance
- ✓ Better service
- ✓ Competitive pricing
- ✓ Low shear
- ✓ Predictable performance with subsequent cost savings
- ✓ Flow rates up to up to 150 m³/h (660 gpm) using a single pump head



HOSE FEATURES AND BENEFITS

- ✓ Prolonged hose life compared to other hose pump manufacturers
- ✓ Highest quality compound rubber
- ✓ Long life material and structure with inner reinforcement layers
- ✓ Suitable for pressure up to 15 bar (220 psi)
- ✓ Available in 7 different rubber compounds and in 16 different sizes to fit most competitor pumps

KM Series Cased-Drive Peristaltic Tubing Pumps



FEATURES:

- 4.33" color LCD display
- Remote inputs & outputs available: 4-20 mA, frequency, and -10VDC
- Industrial protocols available
- 3 dry contact digital inputs
- Onboard run timer for predictive maintenance
- Equipped with USB port for firmware upgrades and pump history uploads
- 4 programmable Form-C output relays
- Capable of flows up to 600 lph (158.5 gph) and pressure up to 8.6 bar (125 psi)
- Tube assemblies are interchangeable with some competitor models

BENEFITS:

- Each rotation gives the same displacement which provides excellent metering characteristic
- Suction lift up to 9 m (30'). No backflow or slip is allowed
- Self priming peristaltic metering pump delivers smooth chemical feed
- No moving parts in liquid path: tubing is the only wetted item
- No internal ball check valves to clog or wear
- No damage from running dry
- Pump will not vapor lock due to off-gassing of Sodium Hypochlorite, Hydrogen Peroxide, etc.
- Minimal waste and eco-friendly design, the only disposable part is a small piece of tube. No large cartridges to landfill.
- Tube-set offers complete chemical removal unlike cartridge head tubing pumps
- Optical leak sensor for leak detection and automatic shutdown of pump
- Accuracies to +/- 0.5%
- Eliminate expensive ancillary equipment such as pulsation dampeners, de-gassing valves, flow meters, strainers, and multi-function valves



CERTIFICATIONS:





○ Performance Overview KM Cased-Drive Peristaltic Tubing Pumps

PUMP PERFORMANCE		
SMALL - KM2	17 gph 65 lph	125 psi 8.6 bar
MEDIUM - KM3	33 gph 126 lph	125 psi 8.6 bar
LARGE - KM4	159 gph 600 lph	125 psi 8.6 bar


	KM Series	
Focus	Industrial & Municipal markets	
Turndown	10,000:1	
NSF-61	Yes	
Warranty	2 years	
Applications	Industrial Water Treatment Ink, Dye, and Pigment Sulfuric Acid Plating Solutions Fungicide/Biocide Anti-scalant Seedcoating Reagents	Sodium Hypochlorite Polymers Caustic/Sodium Hydroxide Polyaluminum Chloride Fluoride pH and Odor Control Ferric Chloride Sampling Pumps

ALH and ALP Peristaltic Hose Pumps

FEATURES:

ALH - Heavy duty, industrial pumps used to transfer or dose at medium to high volumes

- Capacity up to 88 m³/h (387 gpm) per head
- Discharge pressure up to 15 bar (220 psi)
- Hose: reinforced
- Hose compressing device: shoes
- 15 pumps sizes
- Achievable suction up to 0.9 bar (13.05 psi)
- Fluid temperature up to 85°C (185°F)
- Viscosity up to 60,000 cP



ALP - Small, low pressure units used for low volume dosing and metering

- Capacity up to 10 m³/h (44 gpm)
- Discharge pressure up to 4 bar (58 psi)
- Tube: reinforced and non-reinforced
- Tube compressing device: rollers
- 7 pumps sizes
- Achievable suction up to 0.6 bar (8.7 psi)
- Fluid temperature up to 135°C (275°F)
- Viscosity up to 15,000 cP



BENEFITS:

- Only ONE wearing part: The hose. Repair pump in-place. No rotors, stators or lobes to replace
- Due to ZERO slip, hose pumps are 100% volumetrically efficient
- No slip = No wear due to abrasion!
- Predictable maintenance to ensure hose replacement prior to failure
- Can run dry, eliminating the requirement of expensive run-dry protection system
- Can move vapor as well as fluid preventing vapor-lock caused by chemical off-gassing (Sodium Hypochlorite)
- Capable of running in reverse to empty the hose and open clogged suction lines. Easily accommodate existing piping arrangements
- No seals to leak or fail. Eliminates seal water flush systems
- Up to 65% solids can be pumped, maximum solid size is 25% of the hose inside diameter
- +/-1% accuracy
- Low shear. Ideal for polymers, olives, adhesives, paints, surfactants, etc.
- Offers low total cost of ownership
- Hose Leak Sensor Option: Turns off pump upon hose failure & alerts personnel
- Revolution Counter Option: Perform proactive hose replacement PRIOR to hose failure
- Vacuum Kit Option: To assist in high suction-lift and high viscosity applications
- Eliminate Expensive Ancillary Equipment: Run Dry Protection Systems, Mechanical Seals, Seal Water Flush Systems, Discharge Swing-Check Valves

○ Extra-Large Hose Pumps - ALX150 150 m³/h (660 gpm)



The Albin Pump® ALX Series pump provides the benefits of other peristaltic hose pumps and generates one of the highest flow rates of any peristaltic pump in the world while providing up to 150 m³/h (660 gpm) with a single head which eliminates the need for twin-head duplex arrangements.



After years of development, the ALX150 was introduced for applications ranging from high solids slurry transfer such as abrasive municipal waste-water treatment sludges and mining thickener underflow applications. It is also used in ship off-loading applications as well as the pumping of live fish where fast and reliable fluid transfer is key.



Displacing 83.33 liters (20 gallons) per revolution, this pump delivers high flow rates up to 150 m³/h (660 gpm) with excellent hose life.

○ Albin Pump® Hoses

The superior quality of Albin Pump® hoses is one key to our success but, more importantly, it is the key to your success in everyday applications.






Albin Pump® is always engaged with customers to provide quality hoses for superior performance.



To reach that objective, Albin Pump® invests in high quality raw materials with an engineered hose design to perfectly balance strength and elasticity.

The result of this effort is the Albin Pump® Prolonged Life hose portfolio which adds premium performances and a life cycle significantly longer than competitive hoses at a lower price.

Performance Overview ALH, ALP, ALX Hose Pumps

 PUMP MODEL	 MAX FLOW		 HOSE		 PUMP WEIGHT		 STANDARD CONNECTION	
ALH and ALX / High Pressure Hose Pumps								
ALH05-3	20 l/h	5 gph	8 bar	115 psi	25 kg	55 lb	Hose tail Ø 16 mm	5/8 in
ALH10-3	70 l/h	18 gph	10 bar	145 psi	28 kg	62 lb	Hose tail Ø 16 mm	5/8 in
ALH10	180 l/h	48 gph	10 bar	145 psi	25 kg	55 lb	Hose tail Ø 16 mm	5/8 in
ALH15-3	420 l/h	111 gph	10 bar	145 psi	35 kg	77 lb	Hose tail Ø 20 mm	7/8 in
ALH15	600 l/h	159 gph	10 bar	145 psi	35 kg	77 lb	Hose tail Ø 20 mm	7/8 in
ALH20-3	670 l/h	177 gph	10 bar	145 psi	36 kg	79 lb	Hose tail Ø 25 mm	1 in
ALH20	1020 l/h	269 gph	10 bar	145 psi	36 kg	79 lb	Hose tail Ø 25 mm	2 in
ALH25	2.2 m³/h	10 gpm	15 bar	220 psi	80 kg	176 lb	Flange DN25/PN16	1 in/150#
ALH32	5.3 m³/h	23 gpm	15 bar	220 psi	145 kg	320 lb	Flange DN32/PN16	1.25 in/150#
ALH40	8.2 m³/h	36 gpm	15 bar	220 psi	145 kg	320 lb	Flange DN40/PN16	1.5 in/150#
ALHX40	9.6 m³/h	42 gpm	15 bar	220 psi	210 kg	463 lb	Flange DN40/PN16	1.5 in/150#
ALH50	15.8 m³/h	70 gpm	15 bar	220 psi	315 kg	694 lb	Flange DN50/PN16	2 in/150#
ALH65	20.7 m³/h	93 gpm	15 bar	220 psi	335 kg	739 lb	Flange DN65/PN16	2.5 in/150#
ALHX65	22 m³/h	97 gpm	15 bar	220 psi	500 kg	1102 lb	Flange DN65/PN16	2.5 in/150#
ALHX80	27.5 m³/h	121 gpm	15 bar	220 psi	700 kg	1543 lb	Flange DN80/PN16	3 in/150#
ALH80	35 m³/h	154 gpm	15 bar	220 psi	970 kg	2138 lb	Flange DN80/PN16	3 in /150#
ALH100	54 m³/h	238 gpm	15 bar	220 psi	1270 kg	2800 lb	Flange DN100/PN16	4 in/150#
ALH125	88 m³/h	387 gpm	15 bar	220 psi	1800 kg	3968 lb	Flange DN125/PN16	5 in/150#
ALX150	150 m³/h	660 gpm	7.5 bar	110 psi	2500 kg	5511 lb	Flange DN150/PN16	6 in/150#
ALP / Low Pressure Tube Pump								
ALP09N	140 l/h	37 gph	4 bar	60 psi	8 kg	18 lb	Hose tail Ø 16 mm	5/8 in
ALP13N	348 l/h	92 gph	4 bar	60 psi	9 kg	20 lb	Hose tail Ø 19 mm	3/4 in
ALP17N	910 l/h	240 gph	4 bar	60 psi	15 kg	33 lb	Hose tail Ø 25 mm	1 in
ALP25N	2.7 m³/h	12 gpm	4 bar	60 psi	55 kg	121 lb	Hose tail Ø 38 mm	1.5 in
ALP30N	5 m³/h	22 gpm	4 bar	60 psi	97 kg	214 lb	Hose tail Ø 45 mm	2 in
ALP45N	13.9 m³/h	61 gpm	4 bar	60 psi	155 kg	342 lb	Hose tail Ø 60 mm	2.5 in



ALH100 for thickener underflow in mining industry



ALH125 pumping concrete



ALHX40 for lime slurry in wastewater treatment



Distributed by:

About Ingersoll Rand Inc.

Ingersoll Rand Inc. (NYSE:IR), driven by an entrepreneurial spirit and ownership mindset, is dedicated to helping make life better for our employees, customers and communities. Customers lean on us for our technology-driven excellence in mission-critical flow creation and industrial solutions across 40+ respected brands where our products and services excel in the most complex and harsh conditions. Our employees develop customers for life through their daily commitment to expertise, productivity and efficiency. For more information, visit www.IRCO.com.



www.albinpump.com
albinpump@irleads.com
©2024 Albin Pump Lit# IRITS-0124-001 EUA EN Albin Pump Overview

